



Welcome CMANC

STRATEGIC PORT

September 9th, 2025

RESTING PLACE - HUENEME

A CHUMASH HISTORY



PORT

GOVERNANCE



PRESIDENT
JESS J. RAMIREZ



VICE PRESIDENT
JASON T. HODGE



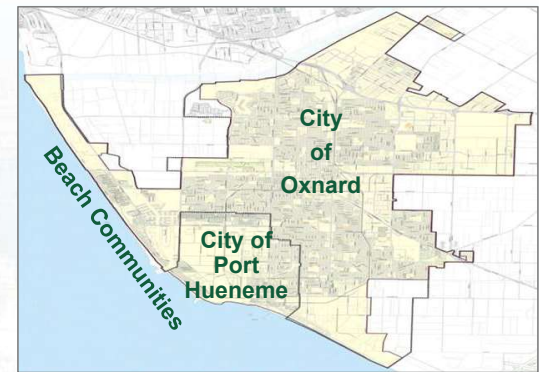
SECRETARY
MARY ANNE ROONEY



COMMISSIONER
JESS J. HERRERA



COMMISSIONER
CELINA L. ZACARIAS



VISION

To operate as a **self-supporting** port that enforces the principles of sound public stewardship maximizing the potential of maritime-related commerce and regional economic benefit.

MISSION

To be the preferred port for **specialized cargo** and provide the maximum possible **economic** and **social benefits** to our community and industries served.

PORT OF HUENEME

NEW MILESTONES

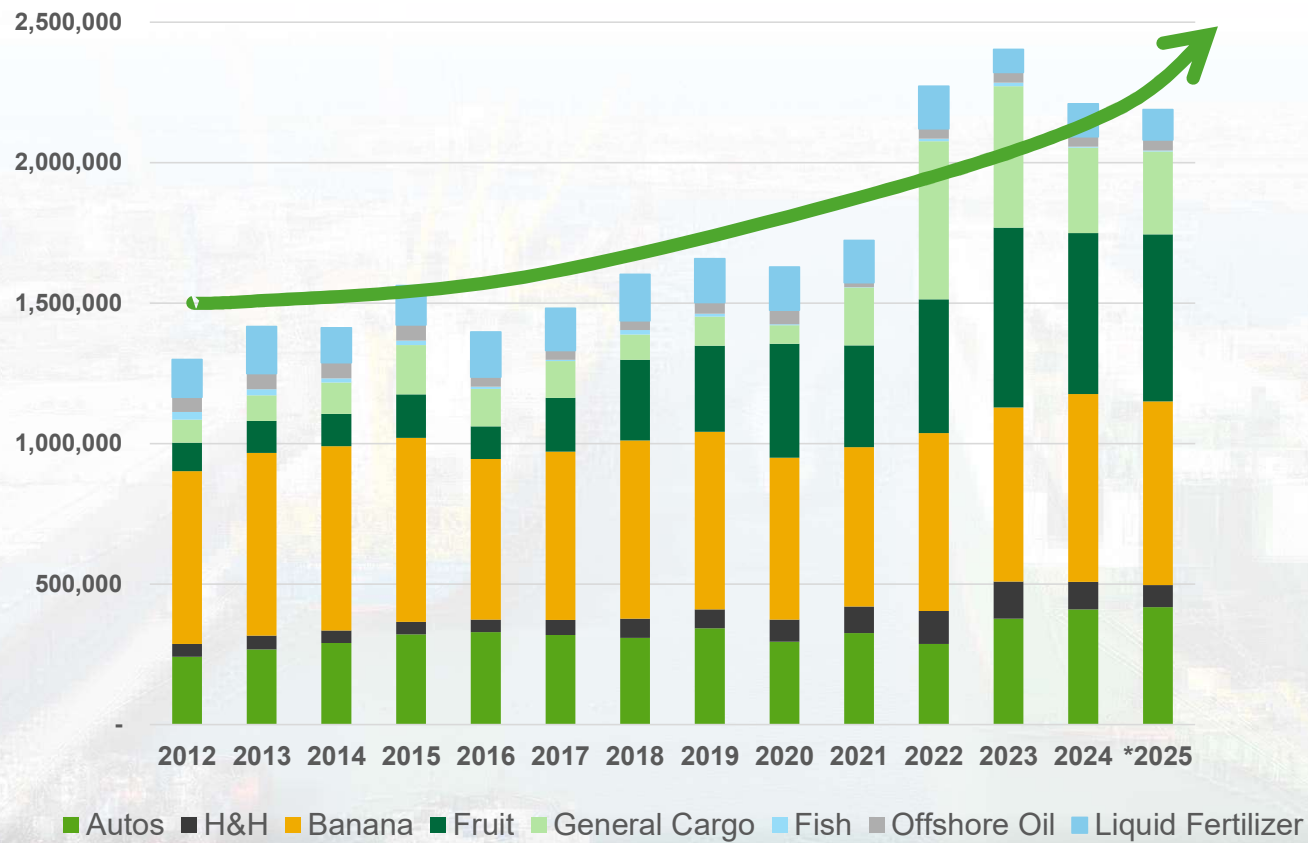


- \$18 BILLION IN CARGO ANNUALLY
- #1 WEST COAST BANANA PORT
- #4 CALIFORNIA CONTAINER PORT
- #6 WEST COAST CONTAINER PORT
- #5 US MARKET SHARE FOR REFRIGERATED CARGO
- #24 US CONTAINER PORT
- #5 US AUTO PORT
- TOP 10% OF US PORTS FOR AUTOS AND FRESH PRODUCE



CARGO PERFORMANCE

2012-2025 – 80% GROWTH OVER PAST DECADE



CONTAINER STANDINGS

MOVING **260,500+** TWENTY-FOOT EQUIVALENT UNITS



#1 WEST COAST BANANA & BLUEBERRY PORT
\$18B IN CARGO VALUE ANNUALLY


REFRIGERATED CARGO

NATIONAL MARKET SHARE 2024



1)	PHILADELPHIA	14.0%
2)	NY-NJ	14.0%
3)	WILMINGTON DE	12.8%
4)	LOS ANGELES	8.7%
5)	PT HUENEME	5.3%
6)	LONG BEACH	4.5%
7)	PT EVERGLADS	4.3%
8)	MIAMI	3.4%
9)	HOUSTON	3.4%
10)	SAN DIEGO	3.4%

#5



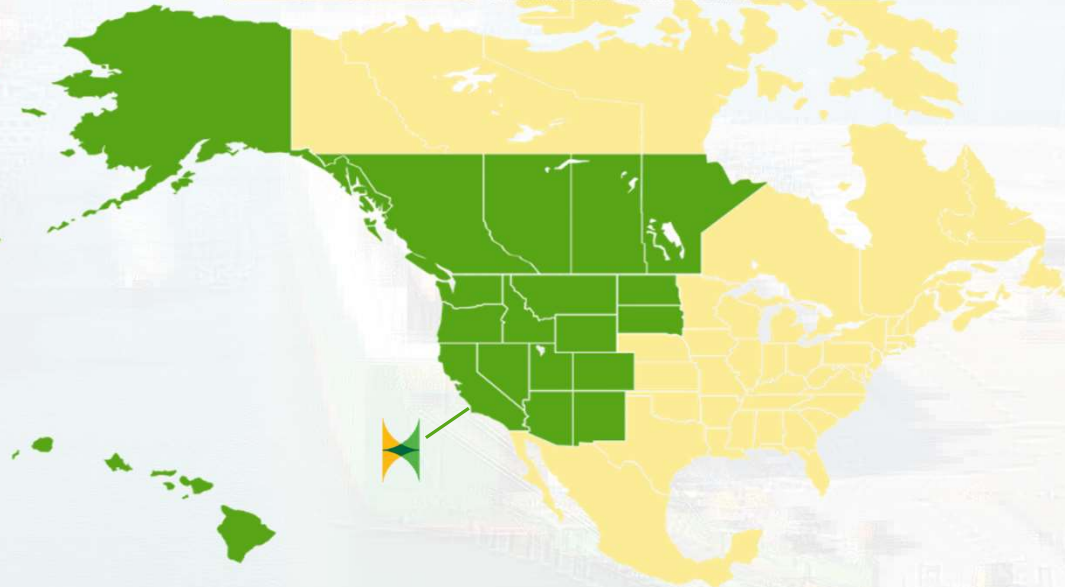
WEST COAST GATEWAY TO THE U.S.

REFRIGERATED GOODS, AUTOS, & GENERAL MERCHANDISE



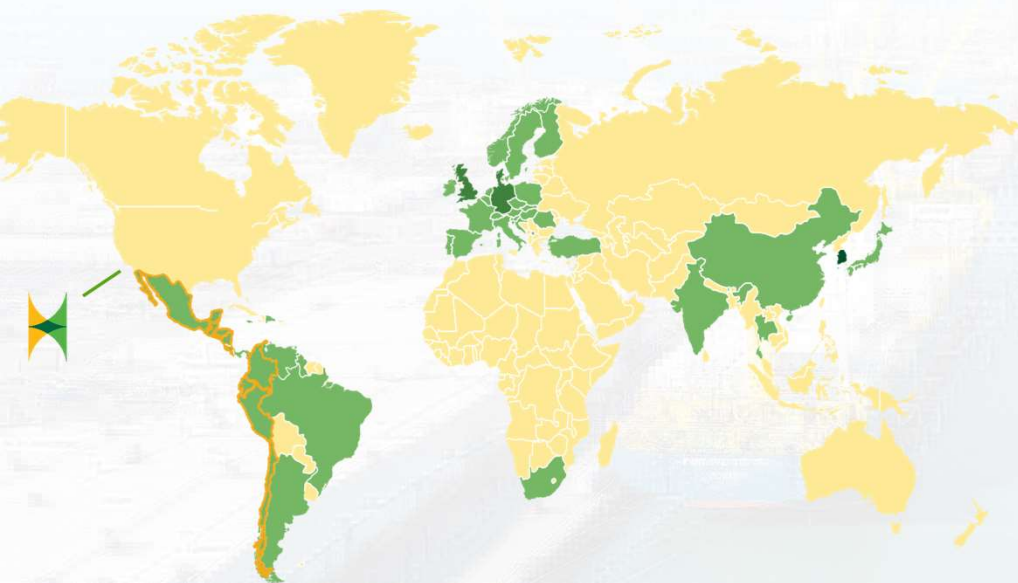
MARKETS REACHED FROM HUENEME

- 15 States and Canada
- 14 Million People in the LA City Area
- 40 Million People in California



INTERNATIONAL TRADE PARTNERS

VALUE, VOLUME, & %TARIFF



TOP TRADING COUNTRIES BY VALUE

Rank	Country	CY2024 US DOLLAR	%TARIFF
1	South Korea	\$6.5 B	15%
2	Germany	\$2.88 B	10%
3	United Kingdom	\$2.19 B	10%
4	Japan	\$1.36 B	15%
5	Sweden	\$789.15 M	10%
6	Guatemala	\$539.53 M	10%
7	Slovakia	\$520.5 M	10%
8	Mexico	\$483.95 M	USMCA
9	Peru	\$411.32 M	10%
10	China	\$260.61 M	34%

TOP TRADING COUNTRIES BY VOLUME

Rank	Country	CY2024 TEUs	%TARIFF
1	Guatemala	74,036.52	10%
2	Costa Rica	25,354.54	15%
3	Ecuador	13,029.25	15%
4	Peru	10,950.65	10%
5	Mexico	10,083.00	USMCA
6	Panama	4,239.00	10%
7	Colombia	4,062.43	10%
8	Chile	3,257.00	10%
9	Honduras	1,650.50	10%
10	El Salvador	1,023.28	10%

Source: www.portofhueneme.org/trade-statistics

GLOBAL PARTNERSHIPS

BUILDING GREEN CORRIDORS FOR THE U.S AROUND THE WORLD

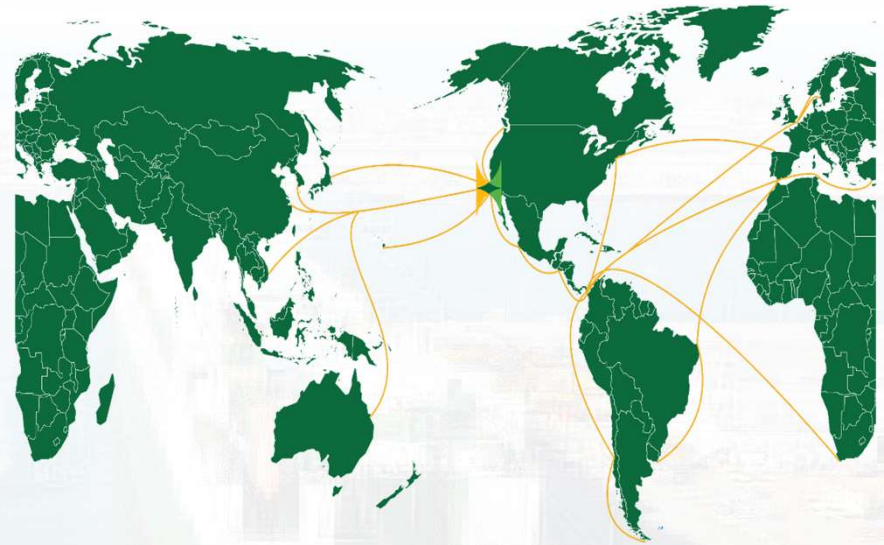


MOU SISTER PORTS

- Port of Bolivar, Ecuador
- Port of Ensenada, Mexico
- Port of Paita, Peru
- Port of Quetzal, Guatemala

GREEN CORRIDOR MOUs

- Port of Pyeongtaek, South Korea
- Port of Yokohama, Japan
- Hyundai Glovis
- NYK Line
- Wallenius Wilhelmsen



AN OPERATING PORT IN SoCAL

120 ACRES



JOINT USE TERMINAL

NORTH TERMINAL

SOUTH TERMINAL

THE HUENEME WAY

OFF-DOCK PRIVATE TERMINALS



OFF-DOCK
AUTOMOBILE
PROCESSORS

T&T

CAMARILLO AIRPORT
BUSINESS PARK

BMW

GLOVIS USA

WWS

ARCTIC COLD

CHIQUITA

MISSION
PRODUCE INC.

ANACAPA FRESH
LOGISTICS 1,2,&3

CHANNEL ISLANDS
LOGISTICS

OFF-DOCK
CONTAINER
PROCESSORS



3PLS

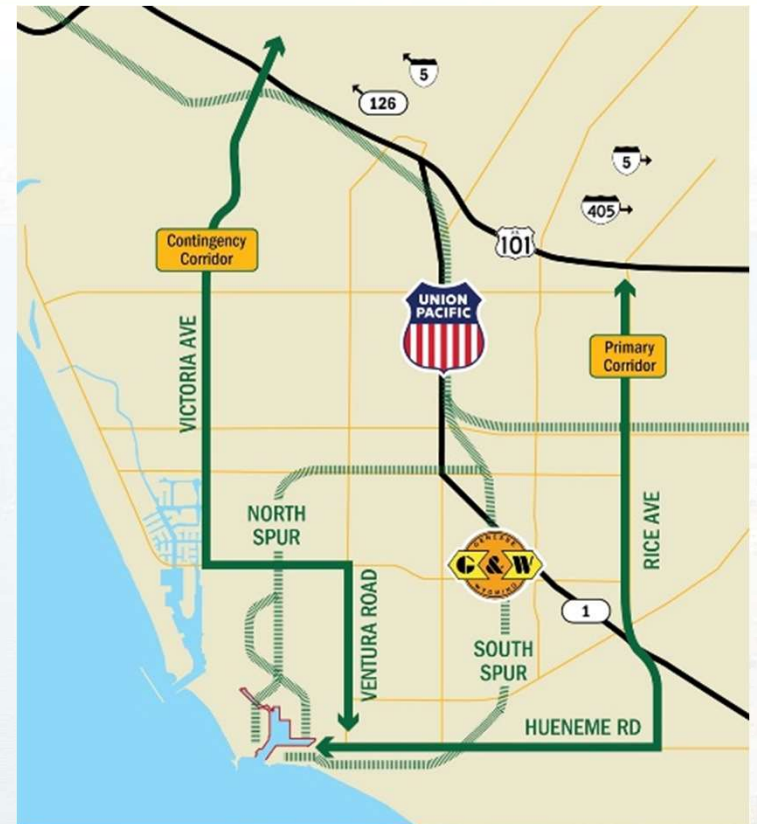
OFF-DOCK TERMINALS



DEPOTS	SQ. FT.	# PLUGS	TEMP	CUSTOMS
ARCTIC COLD	600,000	TBD	-18 +55 ⁰ F	SOON
ANACAPA FRESH				
AFL1	20,000	146	36-48 ⁰ F	YES
AFL2	40,000	106	57-58 ⁰ F	YES
AFL3	20,000	90	VARIOUS	YES
CHANNEL ISLANDS	62,000	380	34-64 ⁰ F	YES
DEL NORTE DISTRIBUTION	100,500	16	0 ⁰ F – AMB	
SEABOARD	20,100	41	32-65 ⁰ F	
CHIQUITA	483,000	750	40-45 ⁰ F	YES
MISSION PRODUCE	435,000	140	34-52 ⁰ F	YES
TOTAL	1,760,600	1,244		

HEAVY WEIGHT TRADE CORRIDOR 90,000 LBS

60 MILES NORTH OF DOWNTOWN LOS ANGELES



WORLD CLASS RAIL

PORT ACCESS



ECONOMIC VITALITY





ECONOMY JOBS

40%
Growth
Since
2018!

PLA
579+
JOBS AT
THE PORT

MUNICIPALITIES	PERCENT	DIRECT JOBS
Port Hueneme	11.73%	405
Oxnard	52.92%	1,826
Ventura	13.35%	461
Camarillo	7.43%	257
Thousand Oaks	1.53%	53
Moorpark	1.36%	47
Simi Valley	1.28%	44
Santa Paula	2.38%	82
Ojai	1.36%	47
Other Ventura County	1.82%	63
County of Los Angeles	3.46%	119
Other California	1.28%	44
Other US	0.10%	3
TOTAL	100%	3,451

UNION LABOR



ILWU
568
JOBS AT
THE PORT

PLA
579+
CREATED TO
DATE

As of 4th Quarter 2024

ECONOMIC IMPACTS

VENTURA COUNTY

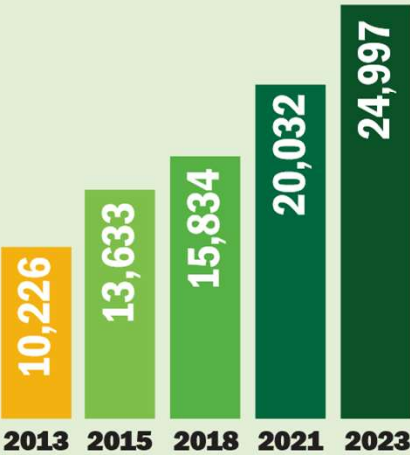


ECONOMIC PROSPERITY




John Martin Associates Study, 2023

JOBS 144% INCREASE SINCE 2013



TAX REVENUE 224% INCREASE SINCE 2013



ECONOMIC ACTIVITY 150% INCREASE SINCE 2013



25,000 jobs are supported by Port activity

- 3,451 direct jobs
- 3,832 induced jobs
- 2,013 indirect jobs
- 15,701 related jobs

\$236 million state and local taxes

- \$132.7 million: direct, induce, indirect taxes
- \$87.5 million: related taxes

\$2.8 billion of total economic value supported in the region

- \$733.7 million of direct business revenue
- \$674.4 million of re-spending of direct income and local consumption
- \$1.4 billion of related business revenue

FOREIGN TRADE ZONE #205



WORLD TRADE CENTER®
OXNARD



- Port of Hueneme operates US FTZ #205 since 1994
- Alternative Site Framework suitable for storage and light assembly with duty-deferred status and excise tax until transferred
- Flexibility for all cargo types
- CBP security ensures theft protection
- Merchandise may remain in a zone indefinitely, whether or not subject to duty
- The Port of Hueneme is the license holder of the World Trade Center Oxnard
- Provides access to world trade centers around the world
- Trade education services
- Business services
- Trade information and research services
- Support of group trade missions

INFRASTRUCTURE



INFRASTRUCTURE IMPROVEMENTS

SUPPORTING GROWTH WITH STATE & FEDERAL FUNDING



→ Private Investment: **\$600M**

Depots (off port terminals) and Terminal Equipment

→ CA State: \$146,978,230

→ Federal: \$95,914,070

Currently Active Grant Projects: \$205,221,18



ZE BY 2030

BLUEPRINT TO A CARBON-FREE WORLD



STORM FLOODING
READINESS




ELECTRIC
STREET
SWEEPER



Blue Whales
Blue Skies


SOLAR
PANELS



NORTH TERMINAL
SHORESIDE POWER
WITH IGUS
TRACK SYSTEM



STAX EMISSION
CAPTURE & CONTROL
SYSTEMS




ELECTRIFIED
PORT FLEET
EV SILVERADOS
& F-150 LT



ELECTRIC YARD EQUIPMENT
EPA GRANT \$43M



HYBRID
ELECTRIC CRANE



SOUTH TERMINAL
SHORESIDE POWER
BEING REBUILT



CONTRIBUTIONS TO COMMUNITY



- **\$300,000 per year** local sponsorships
- Over **\$1M** contribution to the Community Benefit Fund since 2015
- **100+** food drives for **55,000+** VC Families
- **1.8 million lbs.** Fresh produce distributed
- **21ST** global trade & logistics high school program
- **2,000+** visitors welcomed (k-12 field trips & port tours) per year
- **12th** Annual Banana Festival


INNOVATION



AT THE PORT

INNOVATION

FIRST ROBOTICS



BANANA FESTIVAL

SAVE THE DATE! Saturday, Sept. 27



Visits to the Port!




U.S. Senator for California, Adam Schiff
Visit: April 23, 2025



U.S. Senator for California, Alex Padilla
Late 2025/Early 2026

WE'RE THE P-O-R-T ... OF HUENEME!





The Port
OF Hueneme
Oxnard Harbor District

THANK YOU



www.portofh.org

*Thursday, September 11,
2025*